

ANTIPAROS.COM



Antiparos.com is under new ownership since 2017. The website re-launched in 2017 and it soon became the number one website about Antiparos island on the internet. Please find below detailed yearly traffic stats from Google Analytics.

1 Year Traffic Stats: Apr 1, 2018 - Mar 31, 2019

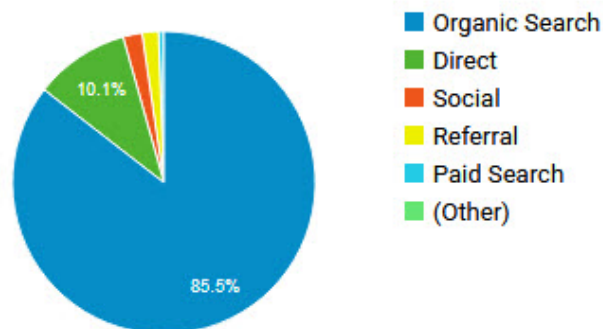


Visitor Device

<input type="checkbox"/>	Device Category ?	Acquisition
		Users ? ↓
		57,647 % of Total: 100.00% (57,647)
<input type="checkbox"/>	1. mobile	36,735 (63.66%)
<input type="checkbox"/>	2. desktop	17,239 (29.87%)
<input type="checkbox"/>	3. tablet	3,734 (6.47%)

Visitor Acquisition

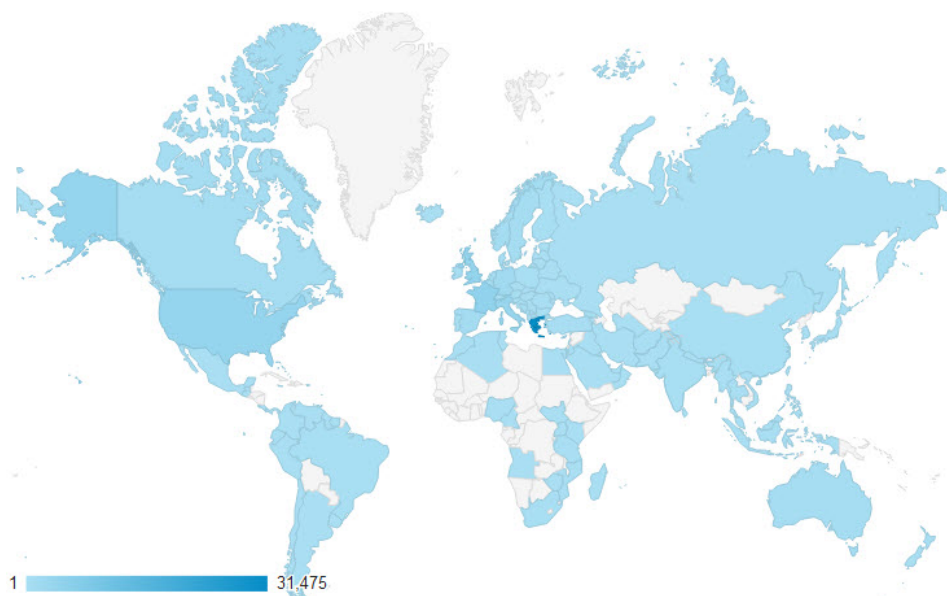
Top Channels



<input type="checkbox"/>	Default Channel Grouping	Acquisition
		Users ? ↓
		57,647 % of Total: 100.00% (57,647)
<input type="checkbox"/>	1. Organic Search	49,528 (85.51%)
<input type="checkbox"/>	2. Direct	5,875 (10.14%)
<input type="checkbox"/>	3. Social	1,181 (2.04%)
<input type="checkbox"/>	4. Referral	1,003 (1.73%)
<input type="checkbox"/>	5. Paid Search	334 (0.58%)
<input type="checkbox"/>	6. (Other)	2 (0.00%)

Visitor Country (based on IP address)

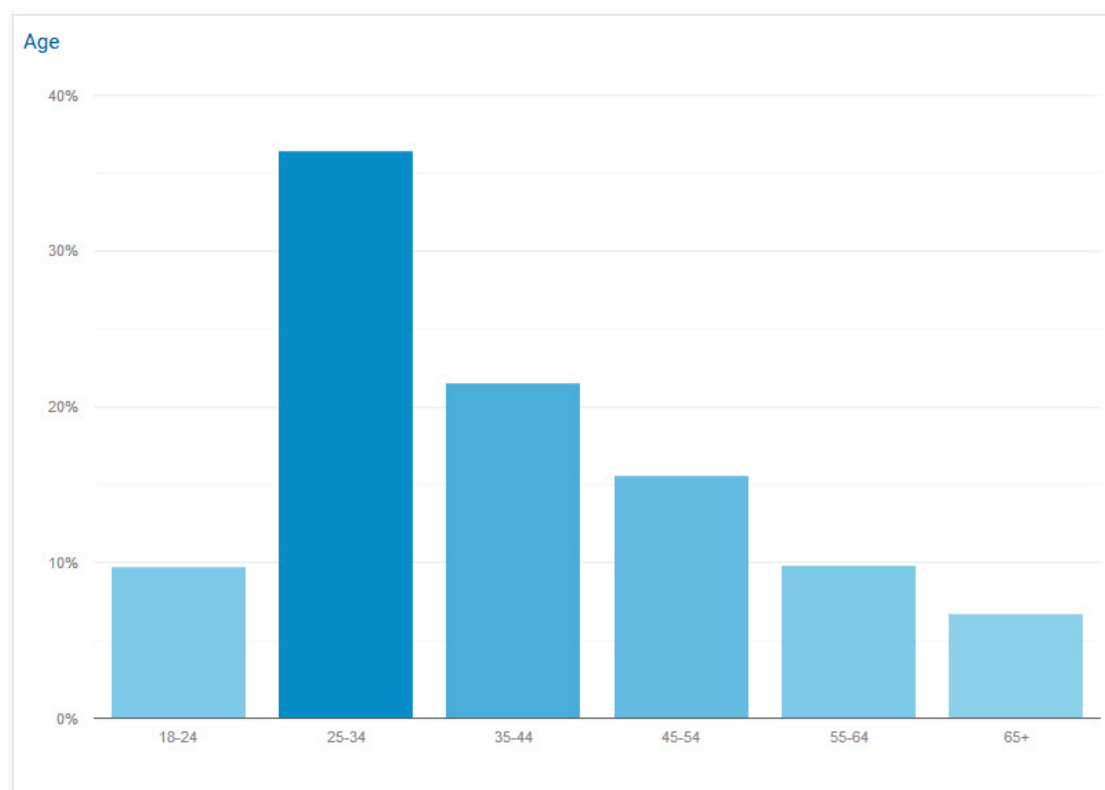
Country ?	Users ? ↓
	57,647 % of Total: 100.00% (57,647)
1.  Greece	31,475 (52.43%)
2.  France	4,488 (7.48%)
3.  United Kingdom	4,156 (6.92%)
4.  United States	3,906 (6.51%)
5.  Italy	3,461 (5.76%)
6.  Germany	1,793 (2.99%)
7.  Spain	968 (1.61%)
8.  Norway	878 (1.46%)
9.  Sweden	845 (1.41%)
10.  Switzerland	780 (1.30%)
11.  Australia	693 (1.15%)
12.  Canada	688 (1.15%)
13.  Netherlands	622 (1.04%)
14.  Belgium	523 (0.87%)
15.  Austria	452 (0.75%)
16.  Cyprus	377 (0.63%)
17.  Ireland	355 (0.59%)
18.  Denmark	291 (0.48%)
19.  Romania	276 (0.46%)
20.  Turkey	267 (0.44%)



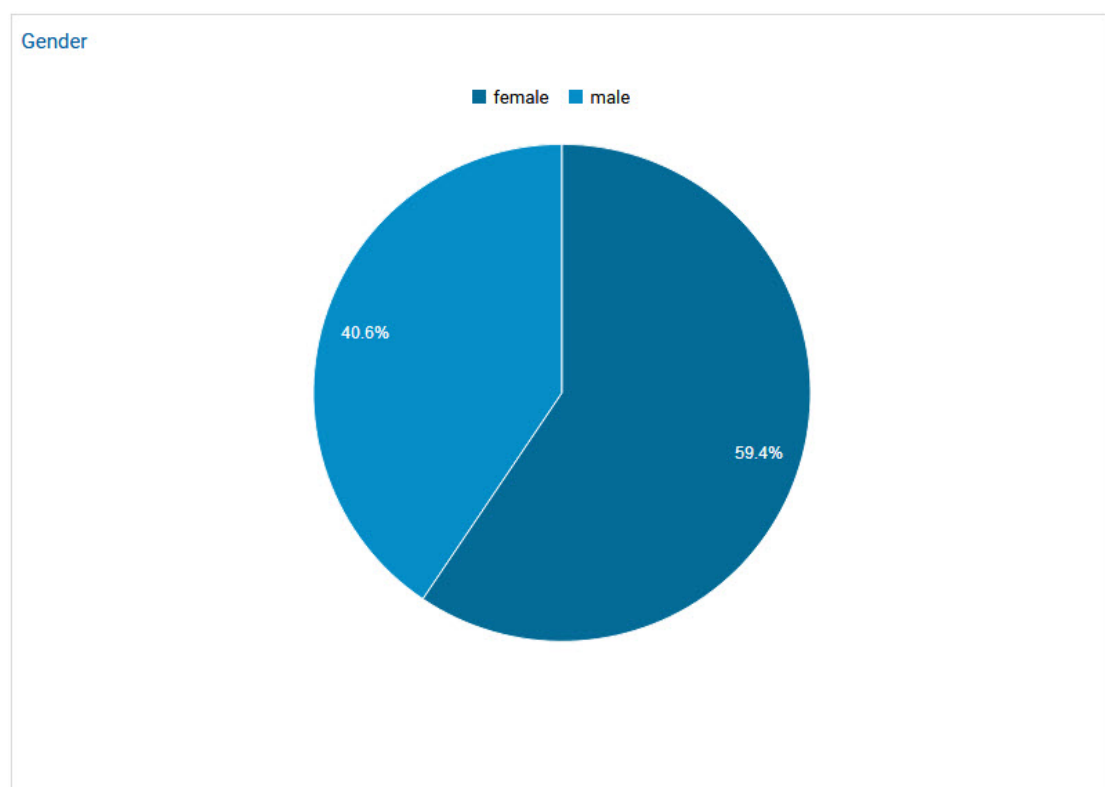
Visitor Language (based on the language of the operating system)

<input type="checkbox"/>	Language ?	Users ? ↓
		57,647 % of Total: 100.00% (57,647)
<input type="checkbox"/>	1. en-us	14,131 (24.62%)
<input type="checkbox"/>	2. el-gr	11,710 (20.40%)
<input type="checkbox"/>	3. en-gb	6,178 (10.76%)
<input type="checkbox"/>	4. fr-fr	4,473 (7.79%)
<input type="checkbox"/>	5. el	4,339 (7.56%)
<input type="checkbox"/>	6. it-it	3,117 (5.43%)
<input type="checkbox"/>	7. de-de	1,781 (3.10%)
<input type="checkbox"/>	8. fr	1,385 (2.41%)
<input type="checkbox"/>	9. en-au	1,011 (1.76%)
<input type="checkbox"/>	10. nb-no	871 (1.52%)
<input type="checkbox"/>	11. sv-se	802 (1.40%)
<input type="checkbox"/>	12. es-es	778 (1.36%)
<input type="checkbox"/>	13. it	748 (1.30%)
<input type="checkbox"/>	14. de	643 (1.12%)
<input type="checkbox"/>	15. en-ca	490 (0.85%)
<input type="checkbox"/>	16. nl-nl	486 (0.85%)
<input type="checkbox"/>	17. fr-ch	301 (0.52%)
<input type="checkbox"/>	18. da-dk	266 (0.46%)
<input type="checkbox"/>	19. de-at	262 (0.46%)
<input type="checkbox"/>	20. de-ch	259 (0.45%)

Visitor Age



Visitor Gender



More traffic and social media details about Antiparos.com:

- The website is fully developed in 2 languages: English and Greek.
- 35% of the users visited the Greek version of the website that launched in June 2018.
- Antiparos.com has 9,581 total followers on social media.
- In 2019 users have increased by almost 201%, sessions by 209% and pageviews by 153% compared to the same months of 2018.
- Traffic projection for the year 2019:
 - Users: 115,842
 - Sessions: 179,184
 - Pageviews: 197,851

ANTIPAROS.COM BUSINESS PROMOTION

Antiparos.com offers 2 different packages for business owners to promote their business online by upgrading their business listing in the Antiparos.com directory.

<div>€300 /year</div> <div>ANTIPAROS GOLD</div>	<div>€550 /year</div> <div>ANTIPAROS PLATINUM</div>
<div><input checked="" type="checkbox"/> Upgrade your listing to a featured listing and get to the top of all listings</div> <div><input checked="" type="checkbox"/> Customized listing page of your business in the Antiparos.com directory</div> <div><input checked="" type="checkbox"/> Your website address with active link</div> <div><input checked="" type="checkbox"/> Your social media links</div> <div><input checked="" type="checkbox"/> Your email address listed</div> <div><input checked="" type="checkbox"/> Opening days and hours</div> <div><input checked="" type="checkbox"/> Photo gallery</div> <div><input checked="" type="checkbox"/> Business information</div> <div><input checked="" type="checkbox"/> Your business featured in multiple relevant directory categories</div>	<div><input checked="" type="checkbox"/> What the Antiparos Gold package offers plus:</div> <div><input checked="" type="checkbox"/> Custom subdomain in the form of: mybusiness.antiparos.com & antiparos.com/mybusiness/</div> <div><input checked="" type="checkbox"/> Webpage design</div> <div><input checked="" type="checkbox"/> Email address in the form of: mybusiness@antiparos.com</div> <div><input checked="" type="checkbox"/> Contact form</div> <div><input checked="" type="checkbox"/> Your video</div> <div><input checked="" type="checkbox"/> Map of your business location</div> <div><input checked="" type="checkbox"/> Detailed business information</div>

Prices don't include 24% VAT tax.

ADVERTISE ON ANTIPAROS.COM

There is a wide variety of advertising options such as homepage banners in many sizes and positions, sitewide banners, popups, promoted blog posts, social media promotion, etc. See examples of ad banners on the Antiparos.com homepage on desktop and on mobile:

